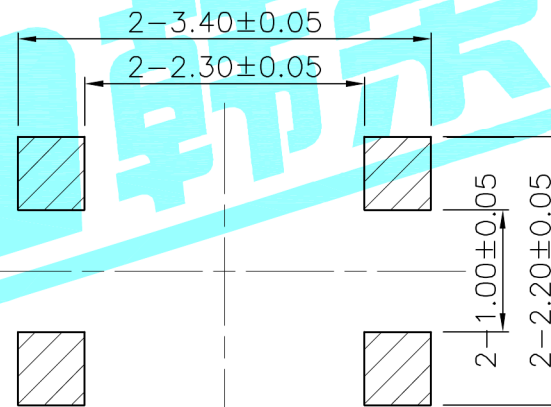
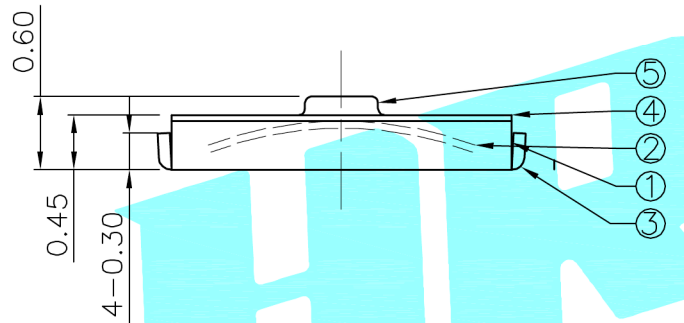


Circuit Diagram

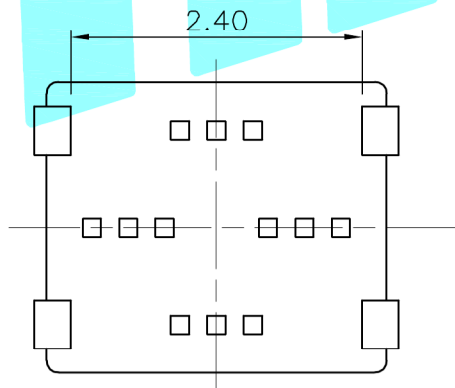
NO.1	
PART NO	vigor
3	180±30
4	250±30



PCB Layout (Pattern Side)

NO.2	
PART NO	MATERIAL/QTY
S	SUS/1PC
D	SUS/2PCS

NO.3-NO.4	
PART NO	NOTE
01~99	SERIAL NUMBER



Note:
Travel:0.15±0.05mm

⑤	Knob	—	1	PET	Black	—
④	Dust cover	—	1	KAPTON FILM	Yellow	—
③	Terminal	—	4	Phosphor Bronze	Plating silver	—
②	Contact	—	2	F.Ag/SUS	Plating silver	—
①	Base	—	1	Nylon	Black	—
ITEM	PART NAME	TER'NO.	QTY.	MATERIAL	FINISHING	REMARK

APPROVALS		DATE	 ELECTRONICS CO.,LTD			
DRAWN	XU QI FENG	2014/9/13				
CHECKED			TITLE:	TACT SWITCHS		
APPROVALS			PART NO.	K2-1836UQ-C□□W-□□		
TOLERANCES ARE	30~以下	±0.30	ANGLE	UNIT: mm	SCALE: 1:1	PROJ:
	10~30	±0.20				
	5~10	±0.15				
	~ 5	±0.10				
DRAWING NO.			SHEET 1 OF 1			

ECN NO.	REV.	DATE.	DESCRIPTION.	CHANGE.	CHECK.	APPRO.
	A		NEW			